

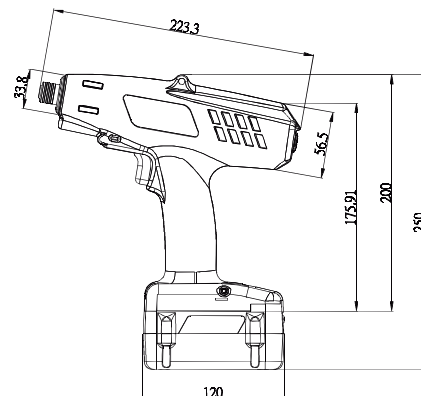
AUTO SHUT OFF INDUSTRIAL CORDLESS BRUSHLESS POWER TORQUE SCREWDRIVERS SERIES SKC-PTA-150 , SKC-PTA-220





**Industrial
Brushless
Motor**

**Adopting Japanese
High Performance
Li-ion Battery**

External Dimensions (mm)



Specifications

Model	SKC-PTA-220	SKC-PTA-150
Input Voltage	18V	18V
Torque (N.m)	8-22	4-15
Repeatable Torque Accuracy (%)	±3%	±3%
Torque Adjustment	Internal	Internal
Free Speed (r.p.m) (r/min) ±10%	HI	350
	LO	230
Weight (kg)	1.2kg (Without Battery)	
Size (mm)	224*200	
Applicable Battery	SKC-LB1830	
Applicable Charge Station	SKC-P120W/SKC-P80W	
Applicable Bit Type	  HEX 6.35mm (No.3) 3/16" sq	

Product Features

- The high power brushless motor was researched, developed and produced by Kilews, with 2 year warranty.
- The best choice of industrial tool which can set the maximum torque as 22N.m, and the repeatable torque accuracy within ±3%
- Adopting Japanese high performance Lithium-ion battery which has longest standby time and lifetime.
- The cordless screwdriver will warn when low capacity. The red LED will flicker when 20% battery capacity and bright continuously when 10% battery capacity. User can be reminded to replace the battery by the LED.
- The cordless screwdriver will indicate operating correctness. The green LED will be bright and once short alarm per correct fastening screw. Conversely, the red LED will be bright and once long alarm, about 1 second.
- Illumination aide is under front shell. When using cordless screwdriver, the LED helps user work in darkness.
- The user can base on the requirement to select HI/LO speed via the electrical switch.
- In order to hold the cordless screwdriver comfortably, the shape is designed to be 10 degrees elevation and balanced as good ergonomic.
- Attaching the torque identification rings to distinguish the torque after the user adjustment. Also attaching the waist hook, side handle, suspension ring and wrist band to help the user easy to use.
- In order to save electricity, the cordless screwdriver will go to sleep mode when it idled over 3 seconds. Sleep mode helps to save electricity and enable longer operating time.

Accessories (Optional)



Rechargeable Battery Features



Battery

- Adopting Japanese high performance Lithium-ion battery.
- Built in protection device to secure battery working safety and extend battery lifetime.
- Using the tenon to combine the cordless screwdriver and the rechargeable battery. It is stable and convenient.
- Two optional rechargeable batteries, 3000mA extended type and 1500mA standard type.

Battery Model	SKC-LB1815	SKC-LB1830
Specification (mA)	1500	3000
External Dimensions (W*L*H) (mm)	90*118*39.5	90*118*59
Note	Standard Type	Extended Type

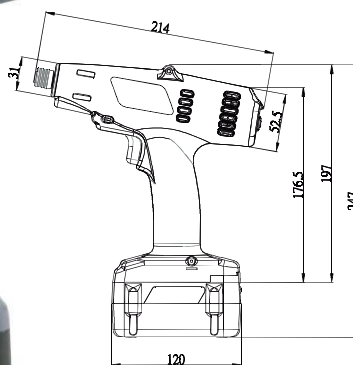
AUTO SHUT OFF INDUSTRIAL CORDLESS BRUSHLESS POWER TORQUE SCREWDRIVERS SERIES

**SKC-PTA-120 , SKC-PTA-80 , SKC-PTA-50,
SKC-PTA-B60 , SKC-PTA-B35**

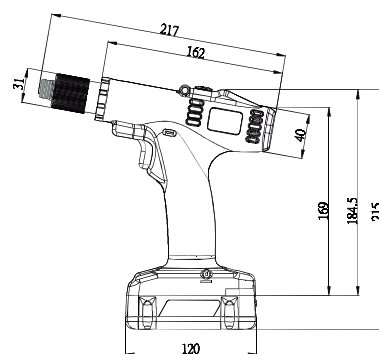
Adopting Japanese
High Performance
Li-ion Battery

Industrial
Brushless
Motor

External Dimensions (mm)

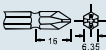



SKC-PTA-120/80/50



SKC-PTA-B60/B35

Specifications






Model		SKC-PTA-120	SKC-PTA-80	SKC-PTA-50	SKC-PTA-B60	SKC-PTA-B35	
Input Voltage		18V	18V	18V	18V	18V	
Torque (N.m)		6-12	4-8	1-5	2-6	1.5-3.5	
Repeatable Torque Accuracy (%)		±3%	±3%	±3%	±3%	±3%	
Torque Adjustment		Internal	Internal	Internal	External	External	
Free Speed (r.p.m) (r/min) ±10%	HI	720	1200	2100	1000	2000	
	LO	450	780	1400	650	1300	
Weight (kg)		1.0kg (Without Battery)			1kg (Without Battery)		
Size (mm)		214*197			226*196		
Applicable Battery		SKC-LB1815 / SKC-LB1830			SKC-LB-B1820		
Applicable Charge Station		SKC-P120W/SKC-P80W					
Applicable Bit Type		<div><div>B</div><div>HEX 6.35mm(No.3)</div></div>			<div><div>W</div><div>3/8"sq</div></div>		







Charge Station
SKC-P80W



Charge Station
SKC-P120W

Charge Station Model	SKC-P120W	
Input Voltage	90~240VAC	
Output Voltage	21VDC	
External Dimensions (W*L*H) (mm)	160*170*80(mm)	
Indicator Light		Power on
		Charging
		Charge > 80%
		Fully Charged 100%
		Incorrect Charging

Charge Station Model	SKC-P80W	
Input Voltage	90~240VAC	
Output Voltage	21VDC	
External Dimensions (W*L*H) (mm)	140*115*80(mm)	
Indicator Light		Power on
		Charging
		Charge > 80%
		Incorrect Charging

Charge Station Features

- SKC-P120W built in LCD display shows recharging status. If the temperature is over the limit when recharging, the charge station will be turned on the protection mechanism to enforce stopping recharging.
- Charge station can identify whether battery is supplied by manufacturer. When other brands of batteries installed on the charge station, the charge station will be turned on protection to stop recharging battery.
- Over recharge protection/ Output over voltage protection/ High temperature protection. Auto buzzer reminds when battery is fully recharged.
- Wide voltage range 90~240VAC can be applicable worldwide. Small size, light weight and quick recharge, extended type battery can be restored 80% of power in 35 minutes, the standard one can be reached in 25 minutes.

NON-SHUT OFF INDUSTRIAL CORDLESS BRUSHLESS POWER TORQUE SCREWDRIVERS SERIES

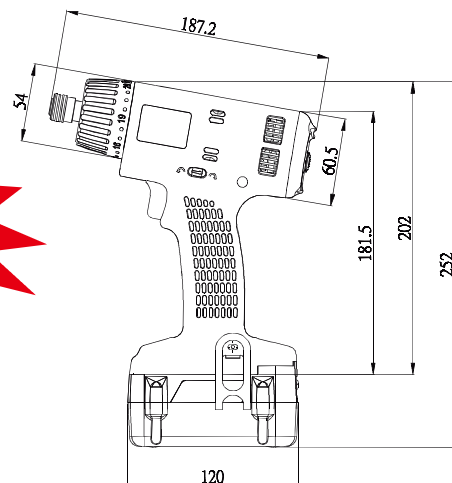
SKC-PTS-120 , SKC-PTS-80 , SKC-PTS-50



**Industrial
Brushless
Motor**

**Adopting Japanese
High Performance
Li-ion Battery**

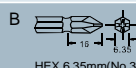

External Dimensions (mm)



Product Features

- The high power brushless motor was researched, developed and produced by Kilews, with 1 year warranty.
- The best choice of the industrial tool which can be set the maximum torque as 12N.m, and the repeatable torque accuracy within $\pm 10\%$.
- Adopting Japanese high performance Lithium-ion battery which has longest standby time and lifetime.
- The cordless screwdriver will warn when low battery capacity. The red LED will flicker when 20% battery capacity and bright continuously when 10% battery capacity. User can be reminded to replace the battery by the LED.
- Illumination aide is under front shell. When using cordless screwdriver, the LED helps user work in darkness.
- The user can base on the requirement to select HI/MID/LO 3 different free speed via the electrical switch.
- In order to hold the cordless screwdriver comfortably, the shape is designed to be 10 degrees elevation and balanced as good ergonomic.
- In order to save electricity, the cordless screwdriver will go to sleep mode when it idled over 3 seconds. Sleep mode helps to save electricity and enable longer operating time.

Specifications


Model		SKC-PTS-120	SKC-PTS-80	SKC-PTS-50
Input Voltage		18V	18V	18V
Torque (N.m)		6-12	4-8	1-5
Repeatable Torque Accuracy (%)		$\pm 10\%$		
Torque Adjustment		23+1 Steps		
Free Speed (r.p.m) (r/min) $\pm 10\%$	HI	700	1200	2200
	MID	500	900	1600
	LO	350	600	1100
Weight (kg)		1.0kg (Without Battery)		
Size (mm)		188*182		
Applicable Battery		SKC-LB1815 / SKC-LB1830		
Applicable Charge Station		SKC-P80W/SKC-80W		
Applicable Bit Type		 		

Charge Station Features



- SKC-P80W can identify whether battery is supplied by manufacturer. When other brands of batteries installed on the charge station, the charge station will be turned on protection to stop recharging battery.
- Over recharge protection/ Output over voltage protection/ High temperature protection. Auto buzzer reminds when battery is fully recharged.
- Wide voltage range 90-240VAC can be applicable worldwide. Small size, light weight and quick recharge, extended type battery can be restored 80% of power in 45 minutes, the standard one can be reached in 25 minutes.

Specifications

Charge Station Model	SKC-P80W	SKC-80W
Input Voltage	90-240VAC	
Output Voltage	21VDC	
External Dimensions (W*L*H) (mm)	140*115*80(mm)	
Indicator Light		

IMPACT INDUSTRIAL CORDLESS BRUSHLESS POWER TORQUE WRENCH & DRIVER SERIES

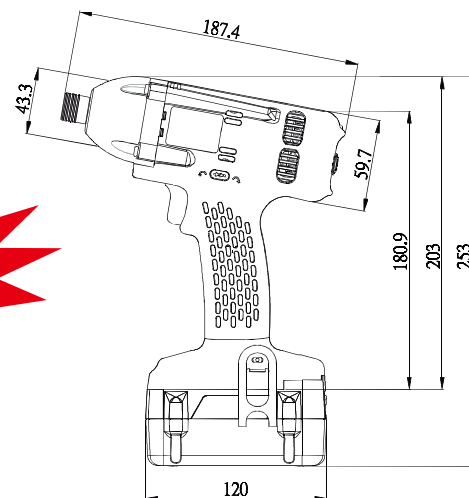
SKC-PTI-160 , SKC-PTI-250

External Dimensions (mm)



Industrial
Brushless
Motor



Adopting Japanese
High Performance
Li-ion Battery



Product Features

- The high power brushless motor was researched, developed and produced by Kilews, with 1 year warranty.
- The best choice of the industrial tool, especially heavy industrial big nut. The highest frequency is 3200 blows per minute, and the power is strong.
- The maximum torque is 300N.m and applicable to heavy industry assembling.
- Adopting Japanese high performance Lithium-ion battery which has longest standby time and lifetime.
- The cordless impact wrench will warn when low battery capacity. The red LED will flicker when 20% battery capacity and bright continuously when 10% battery capacity. User can be reminded to replace the battery by the LED.
- The user can base on the requirement to select HI/MID/LO 3 different torque forces via the electrical switch.
- Illumination aide is under front shell. When using cordless impact wrench the LED helps user work in darkness.
- In order to hold the cordless impact wrench comfortably, the shape is design to be 10 degrees elevation and balanced as good ergonomic.
- Cordless impact wrench can identify whether battery is supplied by manufacturer. When other brands of batteries installed on the cordless screwdriver, the cordless impact wrench will stop rotating.
- In order to save electricity, the cordless impact wrench will go to sleep mode when it idled over 3 seconds. Sleep mode helps to save electricity and enable longer operating time.

Specifications

Model	SKC-PTI-250	SKC-PTI-160
Input Voltage	18V	18V
Torque (N.m)	0-250	0-160
Torque Adjustment	Clutch Ring	Clutch Ring
Free Speed (r.p.m) (r/min) ±10%	2600	2600
B. P. M.	3600	3600
Weight (kg)	1.1kg (Without Battery)	
Size (mm)	188*181	
Applicable Battery	SKC-LB1815 / SKC-LB1830	
Applicable Charge Station	SKC-P80W/SKC-80W	
Applicable Bit Type	 1/2"sq  HEX 6.35mm(No.3)	

Rechargeable Battery Features

- Adopting Japanese high performance Lithium-ion battery.
- Built in protection device to secure battery working safety and extend battery lifetime.
- Using the tenon to combine the cordless screwdriver and the rechargeable battery. It is stable and convenient.
- Two optional rechargeable batteries, 3000mA extended type and 1500mA standard type.



Specifications

Battery Model	SKC-LB1815	SKC-LB1830
Specification (mA)	1500	3000
External Dimensions (W*L*H) (mm)	90*118*39.5	90*118*59
Note	Standard Type	Extended Type